



Periodic Reporting A HANDBOOK FOR SITE MANAGERS

**The World Heritage Convention
Third Cycle of Periodic Reporting
2018-2024**



United Nations
Educational, Scientific and
Cultural Organization



World
Heritage
Convention



Sustainable
Development
Goals

This Handbook is dedicated to the guards of the national parks of the Democratic Republic of the Congo; to the men and women who have lost their lives and to those who continue to risk their lives protecting these magnificent parks.

Periodic Reporting
A HANDBOOK
FOR SITE MANAGERS

The World Heritage Convention
Third Cycle of Periodic Reporting
2018–2024

The designations employed and the presentation of material in this Handbook do not imply the expression of any opinion whatsoever on the part of UNESCO concerning the legal status of any country, territory, city or area or of its authorities, or concerning the delimitation of its frontiers or boundaries.

The ideas and opinions expressed in this Handbook are those of the authors; they are not necessarily those of UNESCO and do not commit the Organization.

Cover Photo:

Anti-poaching surveillance in Garamba National Park (Democratic Republic of the Congo)

©UNESCO/Luis F. Rodriguez Mendizabal

The copyrights of the photos and images presented in this Handbook are indicated below each image.

Authors and overall coordination:

UNESCO World Heritage Centre

Graphic Design:

Philippe Lauby

Special thanks to:

Quentin Davidoux, Elena Kovalyova

Our thanks also go to all the World Heritage Site Managers and the many staff members of UNESCO who provided their knowledge and expertise in the development of this Handbook.

UNESCO, June 2018

Table of Contents

pages 6 - 7

Site Managers - Welcome to the Third Cycle of Periodic Reporting!

pages 8 - 35

Part 1: Periodic Reporting Process

▶ What is it all about?	10
▶ How does Periodic Reporting work? – Six-year cycle and Reflection	11
▶ Reporting Cycle - Reporting by region	12
▶ What are the objectives of Periodic Reporting?	13
▶ What are the expected outcomes of Periodic Reporting?	16
▶ Periodic Reporting – A history	18
● The First Cycle of Periodic Reporting	18
● The Second Cycle of Periodic Reporting	20
▶ Periodic Reporting Today – New Developments for the Third Cycle	21
● Sustainable Development and Periodic Reporting	22
* World Heritage and Sustainable Development	24
* Sustainable Development in the Periodic Reporting Questionnaire	24
● Synergies with other Conventions	26
● Monitoring Indicators for the Third Cycle of Periodic Reporting	28
▶ How are Periodic Reports compiled?	30
▶ Who reports? To whom? And when?	31
▶ Who are the actors in Periodic Reporting ?	33

pages 36 - 39

Site Managers in Action

pages 40 - 59

Part 2: The Questionnaire - Content and Format

▶ What information does the Periodic Reporting questionnaire gather?	42
▶ What kind of question are asked in Section II?	43
▶ Where to find relevant information	46
● Information regarding all World Heritage properties	47
● The Questionnaire for the Third Cycle	49
● State of Conservation Reports	50
● World Heritage Committee Decisions	51
▶ Things to keep in mind	52
▶ Technical guidelines	54
▶ User guide	56

pages 60 - 67

Part 3: Frequently Asked Questions



Site Managers

Welcome to the Third Cycle of Periodic Reporting!

Dear Site Manager,

As a member of a global force of World Heritage professionals, you have been invited to participate in the process of Periodic Reporting on the 1972 Convention concerning the Protection of the World Cultural and Natural Heritage.

This vital exercise is a key conservation and management activity of the World Heritage Convention. Not only does it provide the World Heritage Committee with the insights and information necessary to carry out its mandate, but it is also a valuable training opportunity for each member of the global network of World Heritage Site Managers.

The Periodic Reporting process is a thorough reporting mechanism that has been developed and honed over a period of more than twenty years. We are constantly improving and adapting this exercise; taking on board the feedback given by you and your national authorities on the challenges and realities you face in the conservation and management of World Heritage.

Each cycle of Periodic Reporting lasts approximately six years and, at the end of each cycle, we take stock of what has been learnt and reflect on the way forward. Most recently, from 2015 – 2017, a thorough review and update of the reporting questionnaire was carried out, meaning that the new version you will be working with reflects current concerns and priorities in World Heritage. It also includes a strong emphasis on sustainable development and on identifying and reinforcing links between the range of biodiversity- and culture-related conservation mechanisms worldwide.

We realize that if you are a new Site Manager, or your property has only been recently inscribed on the List, completing a report may seem like a quite complex or even daunting task. That's why we're here to guide you through the process.

With this short Handbook, we provide you with an overview of the Periodic Reporting process: we explain the format of the questionnaire, define roles and responsibilities, and outline the tools and guidance available to help you successfully complete this exercise.

We expect and anticipate that you will find Periodic Reporting a useful and enriching exercise, relevant to your daily work but also inspirational for your understanding of the significance of your site as part of the heritage of Outstanding Universal Value for humanity.

The World Heritage Centre



Galápagos Islands (Ecuador)
3rd World Heritage Marine Managers Conference (August 2016)
©UNESCO/Daniel Correia





Part 1: Periodic Reporting Process

Historic Town of Sukhothai and Associated Historic Towns (Thailand)
©Cowerdillon Borovka/Shutterstock.com

What's it all about?

Periodic Reporting is a requirement of the *World Heritage Convention*.

It is a global conservation monitoring activity, based on a process of self-reporting at the national government level and at the World Heritage property level. The reporting is carried out by filling in an online questionnaire.


Periodic Reporting is one of two World Heritage monitoring mechanisms at the international level.



Reactive Monitoring: addresses specific impacts and major threats to a World Heritage property. This process is reactive and comes after issues have come to light.

Periodic Reporting: is different in that it is continuous and proactive. It is the regular 'check-up' needed to monitor the health and vitality of World Heritage properties across the globe, as well as the success of the mission of the *World Heritage Convention* in general.

Although most World Heritage properties carry out their own research, monitoring and evaluation of their state of conservation, a general evaluation of the state of the World Heritage as a whole is an important tool for global conservation efforts.



Periodic Reporting is a statutory requirement of the *World Heritage Convention* (Article 29 of the *Convention Concerning the Protection of the World Cultural and Natural Heritage*).

How does Periodic Reporting work? Six-year cycle and Reflection



Namib Sand Sea (Namibia)
©Radek Borovka/Shutterstock.com

The Periodic Reporting exercise runs in six-year cycles, and each year in the cycle, a different region reports. Before a new cycle begins there is usually a pause of a year or two which is called a Reflection Period.

Over the course of the reporting year, each country in the region must submit a Periodic Report on the application of the *World Heritage Convention* in their territory to the World Heritage Committee.

This national report is actually a combination of individual reports completed by each World Heritage property, together with a national level report completed by a government official(s) (from the government departments responsible for heritage).

The World Heritage Committee examines these regional reports and their accompanying Action Plans (an explanation of Action Plans in this context can be found on page 15) at their annual sessions.

Reporting Cycle - Reporting by region

1 REPORTING IN REGIONS

1

National Focal Points complete the state-level report (Section I) while reports for each World Heritage property in the region (Section II) are completed by site

2 SUBMISSION

Reports are sent to the World Heritage Centre and Regional Reports are developed

3 REGIONAL REPORTS

are examined by the World Heritage Committee and recommendations are formulated

4 REGIONAL ACTION PLANS

are formulated setting strategies, priorities and goals for implementation of the *World Heritage Convention*

5 IMPLEMENTATION

5

States Parties implement Action Plans and recommendations arising from the Regional Reports




Reflection Period
before the start of the next cycle

PERIODIC REPORTING BY REGION

- ▶ Periodic Reporting is carried out on a region by region basis. This promotes cooperation in the regions and also responds to the specific characteristics of each region.
- ▶ Each year, one of the five regions – the Arab States, Africa, Asia and the Pacific, Latin America and the Caribbean, and Europe and North America (in this order) – must complete and submit both sections of the questionnaire.
- ▶ The resulting Regional Report and Action Plan is examined by the World Heritage Committee at its following session.
- ▶ The process lasts for a period of approximately six years, and is continuously repeated.

What are the objectives of Periodic Reporting?

The information gathered during the Periodic Reporting exercise contributes to:



- ▶ assessing the state of conservation of World Heritage properties;
- ▶ assessing the application of the *World Heritage Convention* by States Parties;
- ▶ determining whether the Outstanding Universal Value (OUV) of all World Heritage properties has been maintained over time;
- ▶ helping to solve outstanding problems and issues through an informed decision-making process;
- ▶ sharing experiences, good practices, knowledge and lessons learnt between States Parties, Site Managers and other World Heritage practitioners;
- ▶ encouraging cooperation and the establishment of networks between partners;
- ▶ providing a decision-making tool for States Parties, national institutions, the World Heritage Committee and the World Heritage Centre;
- ▶ facilitating the formulation of strategies for reinforcing the capacities of States Parties and for developing more sustainable conservation mechanisms for their World Heritage properties;
- ▶ raising awareness about the *World Heritage Convention*, in particular, the importance of OUV and the concepts of authenticity/integrity;
- ▶ helping the World Heritage Centre update its information on World Heritage properties and record possible changes in the state of conservation of properties.

It is important to remember that this exercise is not a test of performance but should be considered as both a reflective and collaborative activity, beneficial to you professionally and to both national and global conservation efforts.

As Site Manager, your involvement in this process is of fundamental importance. It is you who knows best the situation, the challenges, opportunities and difficulties related to the management, protection, conservation and development of the World Heritage property you are in charge of and you are best placed to provide the insights needed to produce a true picture of site-level conservation.

OUTSTANDING UNIVERSAL VALUE (OUV)

The term 'Outstanding Universal Value' (OUV) is the cornerstone of World Heritage processes (including nominations, Periodic Reporting, etc.) and is the basis for the protection and management of a property.


OUV is defined as the “cultural and/or natural significance which is so exceptional as to transcend national boundaries and to be of common importance for present and future generations of all humanity. As such, the permanent protection of this heritage is of the highest importance to the international community as a whole” (para. 49 of the *Operational Guidelines*).

Interpreting OUV and conveying it is often difficult, but it remains at the heart of the implementation of the *World Heritage Convention*.



The Great Wall
©UNESCO/Elana, Tatiana Chis

What are the expected outcomes of Periodic Reporting?




For you, as Site Manager, the results of your Periodic Reporting can be an extremely useful tool in the review and updating of your property's **Management Plan**.

Overall, the results of the final regional reports (prepared by the World Heritage Centre with the National Focal Points and presented to the Committee) are a great source of information on how the World Heritage in your region is being conserved, and what are the main challenges being faced or trends seen amongst a certain type of site, in a certain locality, or related to regional or global phenomena (economic, conflict, climatic, sociological, etc.).

The World Heritage Centre, in consultation with national Focal Points, prepares the final (regional) report based on the information collected through the Periodic Reporting exercise in the region and presents it to the World Heritage Committee.

The final report forms the baseline for the development of targeted **Action Plans** at national and regional levels which will respond to the needs, challenges, threats, strengths and opportunities identified and presented as a result of the Periodic Reporting exercise.

ACTION PLANS



Action Plans are a tool for setting regional priorities for implementing the World Heritage Convention. Formulating an Action Plan is a way of interpreting and translating the Periodic Reporting data into concrete goals following a set timeline. Site Managers and Focal Points can use the Action Plan to guide, inspire and inform their World Heritage-related work.

Action Plans are formulated through a collaborative process that can involve national Focal Points, Site Managers, Advisory Bodies and the World Heritage Centre. From this perspective, the Action Plan is a user-generated tool that incorporates the specific needs of Site Managers and States Parties.

For an Action Plan to be effective, it must include attainable goals that are measurable over time. It can also include a built-in reporting mechanism through which the World Heritage Centre can regularly monitor progress at the national, sub-regional and regional levels.

Periodic Reporting - A history



Qal'at al-Bahrain – Ancient Harbour and Capital of Dilmun (Bahrain)
©Azahar Photography/Shutterstock.com

Periodic Reporting began in 1998 and now, almost twenty years later, the process has matured in both its scope and execution. It is very much a core process of the *World Heritage Convention* and vital to the Convention's continued global success in safeguarding heritage of value to all humanity and passing it down to future generations.

The First Cycle of Periodic Reporting

The global exercise began in 1998 with the launch of the **First Cycle of Periodic Reporting**. The Arab States region was the first to submit a report to the Committee in 2000, followed by Africa (2001), Asia and the Pacific (2003), Latin America and the Caribbean (2004) and Europe (2006) and North America (2005).



Stone Town of Zanzibar (United Republic of Tanzania)
©Ash Gallery

In total, 496 properties from 146 States Parties reported during the exercise.

At the close of the First Cycle of Periodic Reporting, the World Heritage Committee decided to launch a Reflection Year (2007). During this period, an overall assessment of the process of Periodic Reporting in all regions and an evaluation of the strengths and weaknesses of the format adopted by the World Heritage Committee and questionnaire developed by the World Heritage Centre was carried out.

The Second Cycle of Periodic Reporting

After the introduction of numerous improvements to the format of Periodic Reporting, including an important transition to reporting via an online questionnaire, the **Second Cycle of Periodic Reporting** was launched in 2008. Reports to the Committee, as well as regional and sub-regional Action Plans were submitted online by the Arab States region (2010), followed by Africa (2011), Asia and the Pacific (2012), Latin America and the Caribbean (2013) and Europe (2015) and North America (2014).

Publications from the First and Second Cycles of Periodic Reporting



Periodic Reporting Today

New Developments for the Third Cycle

Now in its Third Cycle, the Periodic Reporting process involves 193 States Parties and over 1000 World Heritage Properties.



During each cycle, feedback on the Periodic Reporting itself is gathered from Focal Points and Site Managers. After the Second Cycle a number of issues came to light and were addressed in the framework of a **Reflection on the Periodic Reporting Exercise (2015-2017)**. A group of cultural and natural heritage experts worked to streamline and update the PR process and format. As a result, an extensive number of changes and a wide range of improvements and innovations have been introduced.

Most notably, these include the integration of the Sustainable Development approach, a new emphasis on synergies with other Conventions and programmes relevant to World Heritage and the development of a monitoring indicator framework for the implementation of the *World Heritage Convention*.

Sustainable Development and Periodic Reporting




Archaeological Sites of the Island of Meroe (Sudan)
©UNESCO/Erika Locatelli

Preserving the world's cultural and natural heritage is vital for ensuring a sustainable future, and, as examples of places of special significance to humankind demonstrating Outstanding Universal Value, World Heritage properties are an important platform to demonstrate the importance of heritage for sustainable development.

There are countless ways in which World Heritage contributes to sustainable development. The preservation of natural resources, including sites with some of the richest combinations of terrestrial and marine biodiversity, constitutes a fundamental contribution to environmental sustainability, while well-maintained heritage sites can also help address the risks associated with natural and human-made disasters, whether by ensuring quality constructions, limiting the negative impacts of degraded natural resources or a number of other means.





West Norwegian Fjords – Geirangerfjord and Nærøfjord (Norway)
©Skreidzeleu/Shutterstock.com

World Heritage properties may likewise be important assets for economic development, and can attract investments and provide local and stable employment, through tourism and visitation as well as a great number of other activities.

Of equal importance is the role that World Heritage can play in social cohesion and the fostering of peace and security. These sites can provide a spiritual well-being through their powerful spiritual and aesthetic characteristics and provide a point of focus and shared values in conflict or post-conflict situations which can foster tolerance, respect and mutual understanding.

► World Heritage and Sustainable Development

In recent years, great progress has been made at the global level in recognizing the need to ensure sustainable social and economic progress and translating this need into concrete policy measures. In line with the *2030 Agenda for Sustainable Development*, adopted in September 2015 by the UN General Assembly, the **World Heritage and Sustainable Development Policy** (2015) was adopted to guide the processes of the *World Heritage Convention* and reflects a general trend to make the *World Heritage Convention* more relevant to the challenges of the twenty-first century and to align itself with multilateral agreements.

The overall goal of the **World Heritage and Sustainable Development Policy** is to assist States Parties, practitioners, institutions, communities and networks, through appropriate guidance, to leverage the potential of World Heritage properties and heritage in general to contribute to sustainable development. This is intended to make the *Convention* more effective and relevant whilst respecting its primary purpose and mandate of protecting the Outstanding Universal Value of World Heritage properties.

► Sustainable Development in the Periodic Reporting Questionnaire

The Periodic Reporting questionnaire for the Third Cycle now fully integrates the Sustainable Development approach. Section II asks key questions that provide information on how the conservation and management of World Heritage properties contribute to environmental sustainability, inclusive social and economic development, as well as foster peace and security.

SUSTAINABLE DEVELOPMENT GOAL 11

With Sustainable Development Goal 11 (SDG 11), countries have pledged to “make cities and human settlements inclusive, safe, resilient and sustainable”. Within this goal, Target 11.4 aims to “strengthen efforts to protect and safeguard the world’s cultural and natural heritage”.



SUSTAINABLE DEVELOPMENT AND THE 2030 AGENDA FOR SUSTAINABLE DEVELOPMENT

On 1 January 2016, the 17 Sustainable Development Goals (SDGs) of the 2030 Agenda for Sustainable Development — adopted by world leaders in September 2015 at an historic UN Summit — officially came into force. They are a universal call to action to end poverty, protect the planet and ensure that all people enjoy peace and prosperity.

Building on the success of the Millennium Development Goals, the SDGs include new areas such as climate change, economic inequality, innovation, sustainable consumption, peace and justice, among other priorities. The goals are interconnected —the key to success on one often involves tackling issues more commonly associated with another.

SUSTAINABLE DEVELOPMENT GOALS



The SDGs work in the spirit of partnership and pragmatism to make the right choices now to improve life, in a sustainable way, for future generations. They provide clear guidelines and targets for all countries to adopt in accordance with their own priorities and the environmental challenges of the world at large. (Source: <http://www.undp.org/content/undp/en/home/sustainable-development-goals.html>)



Synergies with other Conventions in Periodic Reporting

The Periodic Reporting questionnaire for the Third Cycle now extends to questions on a number of other culture and biodiversity-related conventions and also integrates pertinent questions on the use of two of UNESCO's key heritage-related recommendations, the 1972 Recommendation concerning the Protection, at the national level, of the Cultural and Natural Heritage and the Recommendation on the Historic Urban Landscape. In Section II of the questionnaire Site Managers are asked about how they cooperate with the different conservation instruments and how overlapping protection is being used to ensure the conservation of heritage.

Synergies with other UNESCO Culture Conventions

- ▶ 1954 Hague Convention for the Protection of Cultural Property in the Event of Armed Conflict

Second Protocol to the 1954 Hague Convention for the Protection of Cultural Property in the Event of Armed Conflict
- ▶ 1970 Convention on the Means of Prohibiting and Preventing the Illicit Import, Export and Transfer of Ownership of Cultural Property
- ▶ 2001 Convention on the Protection of the Underwater Cultural Heritage
- ▶ 2003 Convention for the Safeguarding of the Intangible Cultural Heritage
- ▶ 2005 Convention on the Protection and Promotion of the Diversity of Cultural Expressions

Synergies with other biodiversity-related Conventions

- ▶ Convention on Biological Diversity (CBD)
- ▶ Convention on International Trade in Endangered Species in Wild Flora and Fauna (CITES)
- ▶ Convention on the Conservation of Migratory Species of Wild Animals (CMS)
- ▶ International Treaty on Plant Genetic Resources for Food and Agriculture (ITPGRFA)
- ▶ Convention on Wetlands of International Importance (Ramsar Convention)
- ▶ International Plant Protection Convention (IPPC)



Convention for the Protection of Cultural Property in the Event of Armed Conflict



Convention for the fight against the illicit trafficking of cultural property



World Heritage Convention



The Protection of the Underwater Cultural Heritage



Intangible Cultural Heritage



Diversity of Cultural Expressions

SYNERGIES WITH OTHER CONVENTIONS

Since the *World Heritage Convention* was adopted in 1972, a number of other international conventions protecting cultural and natural heritage have been signed. To a large extent, these conventions cover specific areas that require special attention or emerging issues that are not fully covered by the provisions of the *World Heritage Convention*.

Synergies to protect Global Heritage

Cooperation with other Conventions and programmes

The World Heritage Committee recognizes the benefits of enhancing synergies amongst these conventions and every year, the World Heritage Centre reports to the World Heritage Committee on synergies with other culture and biodiversity-related Conventions

By working together, coordinating and information sharing, these conventions can have a greater impact and ensure that heritage, both cultural and natural, benefits from the best protective measures possible.

More information on the <http://whc.unesco.org/en/synergies>



Monitoring Indicators for the Third Cycle of Periodic Reporting

A new monitoring indicator framework was developed for the Third Cycle and will provide a structure for measuring the trends and developments in World Heritage conservation. The Monitoring Indicator Framework adopted for the Third Cycle of Periodic Reporting is structured around the six core thematic areas of the Periodic Reports: State of Conservation of World Heritage properties, Management, Governance, Synergies, Sustainable Development and Capacity Development.

Monitoring Indicators

1. **State of Conservation of World Heritage properties:** assessing temporal patterns in the status and trends of the OUV and factors affecting the property; integrity and authenticity of the site.
2. **Management:** measuring the effectiveness of site management, the adequacy of financial and human resources and budget.
3. **Governance:** measuring the adequacy of the legal framework for heritage protection, the nature and level of involvement of key stakeholders (transparency of processes), action plan(s) to promote heritage, legislation for heritage protection.
4. **Synergies:** measuring the existence of synergies with other cultural and biodiversity related conventions and normative instruments.
5. **Sustainable Development:** measuring whether the application of the Convention is contributing to environmental sustainability, inclusive social development and inclusive economic development, as well as fostering peace and security.
6. **Capacity Development:** indicators to measure the existence, effectiveness of and participation in capacity-building strategies and programmes.





Portovenere, Cinque Terre, and the Islands
(Palmaria, Tino and Tinetto) (Italy)
©Luciano Martula - LGM/Shutterstock.com

How are Periodic Reports compiled?



Periodic Reports are compiled from information gathered by means of an online questionnaire in two parts, **Section I** (National level) and **Section II** (Property level).

The questionnaire is a dynamic tool and processes certain data as it is filled, generating tables of information or data-based conclusions.

For this reason, although you may prepare offline in advance many answers to the questions, you can only complete the questionnaire in electronic format.

For further information on the questionnaire please see page 42.

Who reports, to whom and when?

Table of Reporting – Third Cycle 2018 - 2024

Region	Reporting period	Year of examination Regional Report by the World Heritage Committee	Number of States Parties involved (as of 2018)
Arab States	2018 - 2019	2020	18
Africa	2019 - 2020	2021	35
Asia and the Pacific	2020 - 2021	2022	36
Latin America and the Caribbean	2021 - 2022	2023	28
Europe and North America	2022 - 2023	2024	50

All States Parties to the *World Heritage Convention* and all World Heritage properties inscribed on the World Heritage List take part in the Periodic Reporting exercise.

These reports are then presented to the World Heritage Committee session of the following year. Previous reports presented to the Committee for each region can be consulted on each region can be consulted on <http://whc.unesco.org/en/periodicreporting/>.



THE WORLD HERITAGE COMMITTEE

The World Heritage Committee is the decision-making body for all World Heritage matters and consists of representatives from twenty-one of the States Parties to the *Convention* elected by the General Assembly of the *Convention*.

The role of the World Heritage Committee is to:

- ▶ identify, on the basis of Tentative Lists and nominations submitted by States Parties, cultural and natural properties of Outstanding Universal Value which are to be protected under the *Convention* and to inscribe those properties on the World Heritage List;
- ▶ examine the state of conservation of properties inscribed on the World Heritage List through processes of Reactive Monitoring and Periodic Reporting;
- ▶ decide which properties on the World Heritage List are to be inscribed on, or removed from the List of World Heritage in Danger;
- ▶ decide whether a property should be removed from the World Heritage List;
- ▶ define the procedure by which requests for International Assistance are to be considered and carry out studies and consultations as necessary before coming to a decision;
- ▶ determine how the resources of the World Heritage Fund can be used most advantageously to assist States Parties in the protection of their properties of Outstanding Universal Value;
- ▶ review and evaluate periodically the implementation of the *Convention*;
- ▶ revise and adopt the *Operational Guidelines*.

Roles and responsibilities



Who are the actors in Periodic Reporting?

◆ World Heritage Site Managers

The professionals with direct responsibilities for heritage conservation and management of World Heritage properties globally. Site Managers complete Section II of the questionnaire (overseen by national Focal Points).

◆ National Focal Points

Each country has a World Heritage Focal Point for Periodic Reporting who follows Convention-related activities within the country and acts as the channel for information with the World Heritage Centre.

◆ States Parties to the *World Heritage Convention*

One of the obligations of States Parties who have ratified the *World Heritage Convention* is to report regularly to the World Heritage Committee on the state of conservation of their World Heritage properties. States Parties lead the Periodic Reporting Process in their country through their national Focal Points for cultural and/or natural heritage.

◆ Civil Society and Local Communities

When filling out their reporting duties, national Focal Points and Site Managers are encouraged to actively involve and consult civil society and local communities in the process.

◆ World Heritage related Category 2 Centres

Category 2 Institutes and Centres under the auspices of UNESCO and UNITWIN Networks/UNESCO Chairs related to the culture sector play an important role related to the Periodic Reporting processes within their respective regions. They initiate and organize capacity-building events and activities targeted at sharing of expertise, and awareness raising. They are effective in facilitating networking in the regions and maintaining cooperation with UNESCO regional offices. They are the main contact point with the World Heritage Centre in the regions. Their professional and academic expertise in Periodic Reporting related issues is utilised as an expert pool for consultations.

◆ UNESCO Field Offices

Through its field offices, UNESCO develops strategies, programmes and activities in consultation with national authorities and other partners. In relation to Periodic Reporting, the UNESCO field offices are involved in facilitating the exercise in their region and coordinating the World Heritage Centre, national Focal Points, Site Managers, Category 2 Centres and other stakeholders in the region.

◆ The World Heritage Centre

The World Heritage Centre pre-fills Section I and Section II and coordinates the Periodic Reporting Exercise. The Centre provides technical assistance to States Parties and Site Managers in preparing reports.

Based on the information provided in country reports, the World Heritage Centre drafts the Regional Reports for the State Parties and the World Heritage Committee. The Reports reflect the major problematic areas in each region and provide recommendations and measures to be taken to eliminate possible negative consequences and related deterioration of the sites.

The World Heritage Centre also plays the role of facilitator promoting the exchange of experiences and best practices among States Parties, as well as in organizing capacity-building activities for Site Managers together with other stakeholders such as Category 2 Centres.

◆ The World Heritage Committee

The World Heritage Committee examines and responds to the States Parties' periodic reports. Also, the Committee (through its Secretariat) provides support to the States Parties in the tasks associated with reporting and facilitates the implementation of the regional Periodic Reporting strategies. On the basis of the Regional State of the World Heritage Reports the World Heritage Committee issues recommendations to States Parties, formulates directions of its policies and future decision making activity. Eventually, the Committee incorporates these findings and conclusions in its reports to the UNESCO General Conference.

◆ The Advisory Bodies

The Advisory Bodies to the World Heritage Committee, ICOMOS, ICCROM and IUCN are actively involved in the compilation of national and regional reports and formulation of Action Plans as well as capacity-building in the region. They provide further assistance and expertise for effective implementation of regional Action plans and also contribute to the work on improving the questionnaire



The Periodic Reporting exercise is an excellent opportunity to take a break from our day-to-day routine and perform a candid evaluation of the site's state of conservation. This includes looking at existing or potential risks and at the mechanisms in place to address them. It is particularly effective when it involves all institutions concerned such as the State Conservation Office, Universities,

or the Tourism or Construction Departments.



Patricia Alberth,
Town of Bamberg, Germany



Protecting one of the most amazing places on Earth is an honour for me as a World Heritage Site Manager. It's not only passing on the beautiful Tubbataha Reefs intact to the next generation, but also transmitting the special sense of responsibility and love for this incredible part of our World Heritage. I believe that Periodic Reporting is a great way of involving the international community in finding solutions for the conservation issues our sites face. It allows us to share good practices, support each other and, by permitting the World Heritage Centre to track the conservation progress of the sites, it lets us tackle conservation challenges.



Angelique Songco,
Tubbataha Reefs Natural Park,
Philippines



In my role as Site Manager of the World Heritage site Historic Villages of Shirakawa-go and Gokayama, I work closely with residents, supporting them to nurture their independence and responsibility as the main custodians of the site and to understand the value of their property and also providing them with advice on conservation to protect the material authenticity of their heritage.



Keita Matsumoto,
Historic Villages of Shirakawa-go and
Gokayama, Japan




Being a World Heritage Site Manager means being a front-line guardian of one of the most beautiful and unique places on Earth. I am responsible for the day-to-day management of the Cultural Heritage Department at Ngorongoro Conservation Area and this involves working with people at all levels, from local communities, to heritage experts, to government representatives, as well as collaborating with local, regional and international partners.



Joshua Mwankunda,
Ngorongoro Conservation Area,
United Republic of Tanzania



Effective conservation and management are vital for safeguarding our historical and archaeological heritage. Periodic reporting allows us to develop actions to slow down damage and degradation, to understand the main natural or human threats which are impacting the site, to identify the forms and causes of damage to the archaeological site, thereby helping to preserve authenticity and integrity of the site, and allowing us to pass on our heritage to the next generation in the best way.



Mohammad Homam Zaim,
Al Zubarah Archaeological Site, Qatar



For me, being a Site Manager is about working towards adequate conservation of the protected area and raising awareness about it in society.

It's important to report on conservation issues affecting my site because it is a way of making the difficulties and pressures visible and working to resolve them. It is an opportunity to share our site management experience and work towards common solutions with other managers and organizations.



Nianza Angulo,
Los Katios National Park, Colombia



Being a Site Manager means contributing to heritage so that my children and future generations can also enjoy it. It means working towards the preservation of our planet and its heritage. As the old Indian proverb says, "We do not inherit the earth from our ancestors; we borrow it from our children".

Reporting on the conservation issues affecting my site is important as it gives us the opportunity to share knowledge and experiences, and improve the management of our own areas.



Paola Andrea Rojas Malagón,
Malpelo Fauna and Flora Sanctuary, Colombia





Part 2:
The Questionnaire
Content and Format

Los Glaciares National Park (Argentina)
©Galyna Andrushko/Shutterstock.com

What information does the Periodic Reporting questionnaire gather?

Periodic Reporting Questionnaire

Section I looks at the implementation of the *World Heritage Convention* at the national level. It gathers information at the government level on all the legislative and administrative measures in place for the protection of cultural and natural heritage in each country. The questions relate to all heritage with a specific focus on World Heritage. This section is completed by the national Focal Point of each State Party.

PREFILLING

The World Heritage Centre prefills the questionnaire with information that is held on its database. For Section II this includes geographic information, factors affecting properties reported in previous cycles, protective designations, etc.

Section II of the questionnaire gathers information on the state of conservation of each World Heritage property. You, as a Site Manager, will participate in filling in Section II. In practice, this section includes reporting on a wide range of issues relating to the conservation, protection and management of a World Heritage property.

You can consult a demo version of the questionnaire at this address:



<http://whc.unesco.org/en/prcycle3/>

What kind of question are asked in Section II?

Section II is divided into 15 parts, referred to as ‘chapters’ with questions relating to the state of conservation of specific World Heritage properties, as well as broader goals of World Heritage such as education and awareness building. A full breakdown of the format is given below.

1. World Heritage property data

Here you will provide information or validate existing information (pre-filled by the World Heritage Centre) on the basic data of the property (name, year of inscription, geographic coordinates, maps, social media presence). You should also answer questions about who was involved in filling out the report (organizations or entities, etc.).

2. Other Conventions/programmes under which the World Heritage property is protected

This chapter asks about possible synergies and cooperation with other Conventions and programmes (UNESCO and others) that are relevant to your property.

3. Statement of Outstanding Universal Value and defining attributes

Chapter 3 gathers information on the attributes of Outstanding Universal Value (OUV), their current condition and the trend in that condition since the last cycle of Periodic Reporting.

4. Factors affecting the property

This is the largest chapter and collects vital information about the issues affecting your property or having strong potential to affect your property, both positively and negatively. A large list of factors is presented to reflect factors which could affect any type of World Heritage, you may therefore find that not all factors are relevant to your property.

5. Protection and management of the property

Here you will give information on practical issues of management at your property and the effectiveness of protection, management and monitoring of its Outstanding Universal Value. The questions in this Chapter mainly concern boundaries of the World Heritage property and of the buffer zones, whether they are known and recognized and if they are adequate to maintain the property's Outstanding Universal Value. You will also be asked to describe the legislation and other measures developed to protect the World Heritage property.

6. Financial and human resources

In this chapter you will outline the sources of funding available for the conservation and management of your property, the adequacy of budget for management needs, as well as the availability of human resources and levels of capacity-building that exist.

7. Scientific studies and research projects

Chapter 7 asks you to consider whether available knowledge (both scientific and traditional) about the values and attributes of the World Heritage property is adequate and whether there are research programmes directed towards management needs and/or the improvement of the understanding of the Outstanding Universal Value.

8. Education, information and awareness building

Chapter 8 gathers information on the existence and effectiveness of heritage education and awareness programmes at your property, as well as general services dedicated to education, information, interpretation and awareness building.

9. Visitor management

Chapter 9 gathers information on tourism activities and visitor management at your property. You will be asked to provide information concerning securing the effective management of tourism and if it is aimed to maintain the Outstanding Universal Value of the property, as well as how visitor/tourism revenue (e.g. entry charges, permits) contribute to the management of the World Heritage property. Another type of questions concerns the balance between visitor experiences and the capability to maintain the Outstanding Universal Value of the World Heritage property with the aim to analyse whether and to what extent/how tourism industry cooperates with the site management.

10. Monitoring

In this chapter you are asked about whether monitoring programmes and indicators exist for your property and, if applicable, whether Committee Decisions related to your property have been implemented (where applicable).

11. Identification of priority management needs

Chapter 11 automatically lists all the management needs requiring further action which have been highlighted in this Section of the Periodic Report.

12. Summary and conclusions

Chapter 12 emphasizes the most important positive and negative factors (up to ten of each) which have been highlighted by you in this Section of the Periodic Report.

13. Impact of World Heritage status

Chapter 13 gathers information on the impact of World Heritage status in relation to various topics, with a particular focus on the World Heritage and Sustainable Development Policy (adopted in 2015).

14. Good practices in the implementation of the *World Heritage Convention*

Chapter 14 offers you the opportunity to give an example of a good practice in World Heritage protection, identification, conservation and preservation that has been implemented at your property.

15. Assessment of the Periodic Reporting exercise

Chapter 15 assesses the format, content and process of the Periodic Reporting exercise, including how the data generated is used and the training and guidance available to respondents.

Where to find relevant information

A wealth of information useful for the Periodic Reporting exercise can be found via the homepage of the [World Heritage Centre](https://whc.unesco.org/en/).

<https://whc.unesco.org/en/>

On this webpage you will be able to access:

- ▶ Information regarding all World Heritage properties
- ▶ Information regarding individual World Heritage properties
- ▶ The Questionnaire for the Third Cycle
- ▶ State of Conservation Reports
- ▶ World Heritage Committee Decisions
- ▶ News and other information pertaining to Periodic Reporting

► Information regarding all World Heritage properties

<https://whc.unesco.org/en/list/>

UNESCO English Français Help preserve sites now! Login Join the 115,114 Members

News & Events The List About World Heritage Activities Publications Partnerships Resources Search

UNESCO » Culture » World Heritage Centre » The List » World Heritage List

Global Strategy

- Criteria
- Upstream Process
- Tentative Lists
- World Heritage List Nominations
- World Heritage List**
- New Inscribed Properties
- Interactive Map
- World Heritage in Danger
- The List in Danger
- Success Stories

Donate Now
Donate now and help preserve World Heritage sites

5 May 2018
African World Heritage Day

Search the List Search

Advanced

World Heritage List

Full Screen Close the map

Order by

Country	Region	Year	Property Name	Synergy protection
A	B	C	D	E
F	G	H	I	J
K	L	M	N	O
P	Q	R	S	T
U	V	Y	Z	

Official World Heritage List in other formats

RSS XML KML XLS

Global Statistics

Official World Heritage List Statistics

Legend

Category of site

- Cultural site
- Natural site
- Mixed site

Site inscribed on the List of World Heritage in Danger

- Cultural site
- Natural site
- Mixed site

Order World Heritage List

Wall Map

A large format full-colour map is available in English, French and Spanish. The dimensions of the map are 78cm by 50cm (31 in. by 20 in.).

Order the Map

Result Views

1073	37	2	54	832	206	35	167
Properties	Transboundary	Deleted	In Danger	Cultural	Natural	Mixed	States Parties

Display by: Country

Afghanistan

- Minaret and Archaeological Remains of Jam
- Cultural Landscape and Archaeological Remains of the Gamiyan Valley

Albania

- Butrint
- Historic Centres of Berat and Gjirokastra
- Ancient and Primeval Beech Forests of the Carpathians and Other Regions of Europe *

Algeria

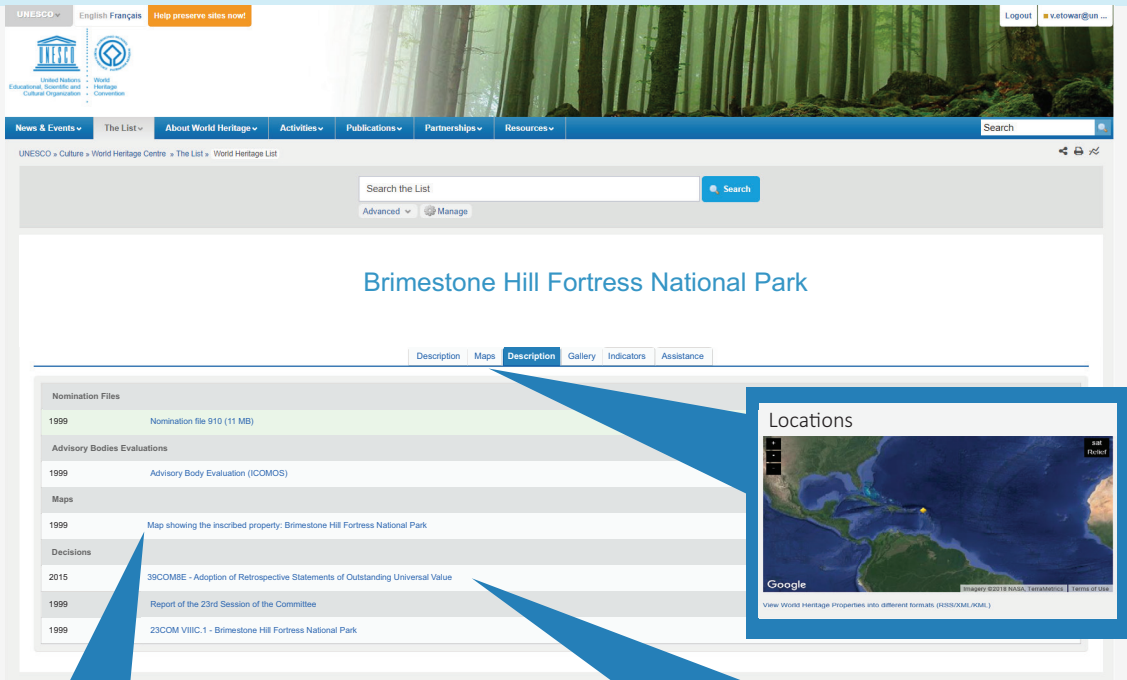
- Al Qa'a of Beni Hamad
- Djemila
- M'Zab Valley
- Tassili n'Alger *
- Timagad
- Tipasa
- Kasbah of Algiers

On this webpage you will be able to consult:

- Full list of all World Heritage Properties (by region, country, year of inscription)
- Properties by criteria for inscription
- Properties by theme e.g. cities, Cultural Landscapes, Marine and Coastal, etc.

► Information regarding individual World Heritage properties

<http://whc.unesco.org/en/list/>



Maps

Date	Title
1996	Map showing the inscribed property: Brimstone Hill Fortress National Park

Decision 38COM8E
Adoption of Retrospective Statements of Outstanding Universal Value

The World Heritage Committee,
 1. Having examined Document WHC-15/39.COM/8E.Rev,
 2. Congratulates the States Parties for the excellent work accomplished in the elaboration of retrospective Statements of Outstanding Universal Value for World Heritage properties located within their territories;
 3. Adopts the retrospective Statements of Outstanding Universal Value, as presented in the Annex of Document WHC-15/39.COM/8E.Rev, for the following World Heritage properties:

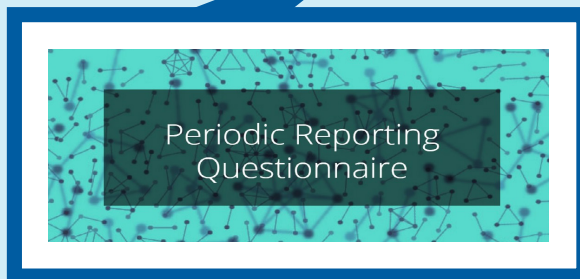
On this webpage you will be able to consult:

- Site description, Statement of Outstanding Universal Value, photo gallery, etc.
- Property maps
- Decisions of the World Heritage Committee related to the site

► The Questionnaire for the Third Cycle

<http://whc.unesco.org/en/periodicreporting/>

The screenshot displays the UNESCO World Heritage Centre website. The top navigation bar includes 'UNESCO', 'English Français', and 'Help preserve sites now!'. The main content area is titled 'Periodic Reporting' and features a world map graphic composed of small images. A prominent red button labeled 'Third Cycle Questionnaire' is visible. The left sidebar contains a navigation menu with categories such as 'The Convention', 'The Committee', 'The General Assembly', 'The States Parties', 'The Centre', 'The Advisory Bodies', 'Funding', 'Reporting & Monitoring', 'The Emblem', and regional sections for 'Africa', 'Arab States', and 'Asia & Pacific'.



On this webpage you will be able to consult:

- The questionnaire for the Third Cycle
- Results of the Second Cycle of Periodic Reporting
- Results of the First Cycle of Periodic Reporting

► State of Conservation Reports

<http://whc.unesco.org/en/soc/>

The screenshot shows the UNESCO State of Conservation Information System (SOC) website. The main banner reads "State of Conservation Information System (SOC) - Conserve and transmit to future generations". Below the banner is a navigation menu with options: Monitoring, Threats, Statistics, Maps, Countries, Tools, Partners.

Useful tools and Guidance

- Guidance and Advice notes:
 - PDF: Guidance note for the drafting of the Desired state of conservation for the removal of properties from the List of World Heritage in Danger (English | Français | Español)
 - PDF: ICOMOS Guidance on Heritage Impact Assessments for Culture World Heritage Properties
 - PDF: IUCN World Heritage advice note on Environmental Assessments
- Resource Manuals:
 - Managing Cultural World Heritage
 - Managing Natural World Heritage
 - Managing Disaster Risks for World Heritage
- World Heritage Paper Series:
 - Monitoring World Heritage
 - Climate Change and World Heritage
 - Enhancing our Heritage Toolkit: Assessing management effectiveness of natural
- Some useful Recommendations / Policies / Strategies and Statements

Number of properties examined each year

Distribution of the properties examined since 1979, per region

Region	Percentage
APR	25%
EUR	25%
AMR	25%
AFR	25%

Distribution of the properties examined since 1979, per category of heritage

Category	Percentage
Cultural	~75%
Natural	~25%

Map showing all the properties examined in 2017

On this webpage you will be able to consult:

- All state of conservation reports examined by the World Heritage Committee (and related Decisions)
- Useful tools and guidance (Guidance and Advice notes, Resource Manuals, World Heritage Paper Series)
- Statistics about the conservation of World Heritage since 1979
- Factors/threats affecting World Heritage properties (at the site level and at the global level)

► World Heritage Committee Decisions

<http://whc.unesco.org/en/decisions/>

The screenshot shows the UNESCO World Heritage Committee Decisions webpage. Three callout boxes highlight specific features:

- Decisions in Focus:** A box listing three key decisions:
 - Global Strategy for a representative, balanced and credible World heritage List (28 COM 13.1)
 - Budapest Declaration On World Heritage (26 COM 9)
 - Cairns Decisions - Work of The World Heritage Reform Groups (24 COM VI)
- Decisions of ordinary sessions of the World Heritage Committee:** A box containing a table of sessions from 2012 to 2018.
- Decisions by Theme:** A box listing various thematic categories such as Administration, Budget, Capacity Building, Communication, etc.

Decisions of ordinary sessions of the World Heritage Committee

Sessions	Year
42 COM	2018
41 COM	2017
40 COM	2016
39 COM	2015
38 COM	2014
37 COM	2013
36 COM	2012


Decisions by Theme

- Administration
- Budget
- Capacity Building
- Communication
- Community
- Conservation
- Credibility of the World Heritage
- Inscriptions on the World Heritage
- International Assistance
- List of World Heritage in Danger
- Operational Guidelines
- Outstanding Universal Value
- Partnerships
- Periodic Reporting
- Reinforced Monitoring
- Reports
- Tentative Lists
- Working methods and tools
- World Heritage Convention

On this webpage you will be able to consult:

- World Heritage Committee Decisions (by year, by session, by theme)
- General Assembly Resolutions
- Landmark Decisions

Things to keep in mind



There is no set formula for how you should go about preparing to fill a report, but there are certain guiding principles that you should keep in mind.



Timing – Filling in the questionnaire requires you to gather substantial amounts of information about your property. Allow yourself enough time to prepare. The more information you have available and accessible, the quicker it will be to fill in the questionnaire.



Preparation – This may include familiarizing yourself with the guidance and training materials, attending any information sessions held by your national authorities, Category 2 Centres, UNESCO field offices, etc., consulting previous reports of your site (if applicable), carrying out background research, identifying and discussing relevant issues with your staff, heritage experts, consulting with local communities and other stakeholders, gathering documentation and establishing contact with your national Focal Point.



How to input your data – You must complete your questionnaire online. You can do this over a number of sessions. You may opt to first prepare certain answers by downloading a Word version of the questionnaire, which may come in useful as a back-up, especially if you have any connectivity problems.



Guidance – The Periodic Reporting questionnaire is designed to be as self-explanatory and easy to use as possible. Many questions include guidance, which has been expanded and developed for the Third Cycle of Periodic Reporting.



Glossary – We also provide a Glossary of terms with their meanings to help understanding.

Assistance - Comprehension issues. With a questionnaire of this scale and scope, covering so many issues, such a wide range of sites and more often than not being read in a second or third language, you may encounter some difficulties in understanding! The World Heritage Centre has developed a range of support materials to assist you:



- Guidance to questions
- FAQs (see page 61)
- Video tutorials

Alternatively, you should contact your national Focal Point or the World Heritage Centre for assistance: wh-periodicreporting@unesco.org



Technical issues – For quick fixes to any technical issues you may have, please consult the FAQ or report an issue to the World Heritage Centre:

wh-periodicreporting@unesco.org

Technical guidelines

Different types of questions

The questionnaire incorporates fourteen main question types.

1. **Confirmation** – Confirm or suggest modifications on prefilled information by clicking the correct option and, if required, filling in the textbox.
2. **Radio buttons** – Choose the most relevant answer (only one possible answer) and/or fill in the 'Other' field where applicable.
3. **Check boxes** – Choose the relevant answers (multiple answers possible) and/or fill in the 'Other' field where applicable.
4. **Rating scales** – Rate the given statement based on the corresponding scale in the table.
5. **Add items** – Fill in the required fields and add as many items as necessary.
6. **Open comments** – Provide your answer to the question in text format.
7. **Percentages** – Provide percent values for each corresponding category. If required, the sum has to be 100% by either column or row, as described in the question.
8. **Grid (Combination of elements)** – The question types described above may be combined in the form of a table. In this case, instructions on how to fill in this table are provided within the question.
9. **Multiple choice** – Select the option(s) that correlate(s) best with the situation pertaining to your property from the options provided.
10. **Factors** - identify factors that could affect any type of World Heritage property. The first stage in the assessment is to select each factor to indicate if this factor is relevant or not relevant to the property. If a factor was reported as causing an impact in the last Periodic Report, then you will automatically be asked to consider that factor in this cycle. This assessment will ask you about the impact and origin of the factor. If your property is a national or transnational serial site, then you will have the option of identifying which component(s) is/are affected by a particular factor.

You will be asked to identify whether the impact of the factor is positive and/or negative; whether it is current and/or potential and whether the origin of the factor is inside and/or outside of the property. You will also be asked to specify whether the factor is having a decreasing, stable or increasing impact. At the end of the list of factors there is an opportunity (question 4.14) to add any additional factors which affect the property but which have not been covered in 4.1 to 4.13.

- 11 . **Rating scales on multiple columns** – Rate the given statement based on the corresponding scale in the table on several columns.
- 12 . **Percentage on multiple columns** - Provide percent values for each corresponding category on multiple columns.
- 13 . **Grid with input field**
- 14 . **Grid inverted** (inverted column and rows).
- 15 . **Priority actions assessment** – Prioritise information and provide further details.

User guide

Tracking progress

The online questionnaires will automatically track the completion progress of the questionnaire whenever the 'Save' button is pressed.

Assistance - Guidance

Clicking on 'Guidance' provides additional information about an item.

Locking/unlocking

National Focal Points can lock/unlock a questionnaire. When a questionnaire is locked, it cannot be modified by the Site Manager. If the questionnaire concerning your property is locked, please consult your national Focal Point.

Submitting

Only Focal Points can submit a questionnaire to the World Heritage Centre when it has been completed (i.e. the progress bar has reached 100%). Once a questionnaire is submitted to the World Heritage Centre, it cannot be further modified by the Focal Point or Site Manager.

Exports

The questionnaire can be exported as a PDF or Microsoft Word (.docx) format. The user is provided with the option of exporting the full questions and answers (Export Full) or shorter, abbreviated questions and answers (Export Short). In both cases, answers already filled in will be included in the exported version. Summaries or calculated questions can only be exported after filling in the preceding relevant questions.

Questionnaire user interface

The report page contains five main areas:

► The top navigation bar

The buttons on the top navigation bar allow the user quick access to the home page, help topics/guidance notes, language selection, print/export functions at any part of the questionnaire.

► The pages bar

This bar appears on the top navigation bar only when consulting a Periodic Reporting questionnaire, and provides internal navigation within the questionnaire. It provides four different ways to navigate within the report:

- Clicking on the arrows on each side of the bar will take the user to the previous or next page.
- Clicking on a page number will take the user directly to that page.
- Clicking the 'Navigation' button will open the navigation panel, showing all the chapters of the questionnaire.
- Clicking the '+' button expands the questionnaire tree, and directly clicking on a chapter or a specific sub-page/questions leads directly to that page/question.

► Progress

Tick marks indicate mandatory questions. Questions with a grey tick mark still need to be filled in. Those with a green tick have been completed. Green flags indicate optional questions.

Please observe that when navigating in the questionnaire, content must be saved by pressing the 'Save' button (see below) before changing page to avoid losing data.

► Tracking progress

The online tool will automatically track the completion progress of the questionnaire whenever the 'Save' button is pressed. The next time the user accesses the online questionnaire, a direct link to the last consulted page will appear.

► Save button

The 'Save' button at the bottom of the page allows the user to save the questionnaire (without leaving the page). Once the questionnaire is saved, a confirmation message appears. Changing pages [does not save answers](#). You must manually save the data before leaving each page.



▶ Questionnaire User Interface

The screenshot displays the UNESCO Periodic Reporting Questionnaire User Interface. At the top, there is a navigation menu with links for Home, Print/Export, Options, and Manage. A progress bar indicates that 3% of the questionnaire is completed. A search box is located above a table of questions. The table lists 15 questions, with question 11, 'Identification of Priority Management Needs', highlighted in green and marked as 100% completed. Below the table, the content of question 11 is displayed, including a guidance box and a yellow 'Agree with current data?' box with 'Validate' and 'Update' buttons. A comment box is also visible at the bottom.

Title	Page	Completed
1. World Heritage Property Data	1	0
1.1 Name of World Heritage Property	1	0
1.2 World Heritage Property Details	1	0
1.3 Geographic Information Table	1	0
1.4 Map(s)	1	0
1.5 Web and Social Media data of the Property (if applicable)	1	0
2. Other Conventions/Programmes under which the World Heritage property is protected (if applicable)	2	0
3. Statement of Outstanding Universal Value	3	0
4. Factors Affecting the Property	4	4
5. Protection and Management of the Property	9	0
6. Financial and Human Resources	10	0
7. Scientific Studies and Research Projects	11	0
8. Education, Information and Awareness Building	12	0
9. Visitor Management	13	0
10. Monitoring	14	0
11. Identification of Priority Management Needs	15	100
12. Summary and Conclusions	16	0
13. Impact of World Heritage Status	18	0
14. Good Practices in the Implementation of the World Heritage Convention	19	0
15. Assessment of the Periodic Reporting Exercise	20	0

Section II: Mystery Land

1. World Heritage Property Data

Chapter 1 requires that information be provided or existing information validated with regards to the basic data of the property (name, year of inscription, geographic coordinates, maps, social media presence), and also gathers information on the organizations or entities involved in the preparation of Section I of the report.

Question 1.1: Name of World Heritage property

Please note that any change to the data prefilled in Questions 1.1 to 1.4 needs to be reviewed by the World Heritage Centre and/or the relevant Advisory Body(ies) and approved by the World Heritage Committee. Advice on the process to be followed can be found in the *Operational Guidelines*. The first step is to notify the World Heritage Centre.

Mystery Land

Agree with current data? Validate Update

Please note that any change to the data prefilled in Questions 1.1 to 1.4 needs to be reviewed by the World Heritage Centre and/or the relevant Advisory Body(ies) and approved by the World Heritage Committee. Advice on the process to be followed can be found in the *Operational Guidelines*. The first step is to notify the World Heritage Centre.

Your comment:

1. Login/Logout

2. Back to Periodic Reporting main page

3. Print/Export

4. Progress bar

5. Search box- allow to find a question in the navigation box

6. Chapter title

7. Sub-chapter question

8. Completion chapter (also for questions) marked with a green "✓" tick

9. Expand/collapse buttons

10. Navigation

11. Chapter description

12. Question number

13. Guidance button

14. Guidance box - opens when clicked on "Guidance" button

15. Prefilled answer - question is automatically prefilled when the World Heritage Centre has it in its database

16. Question type - here is an "Update/Validate" question. Yellow box is open when "Validate" is chosen

17. Note - To be read before writing comment

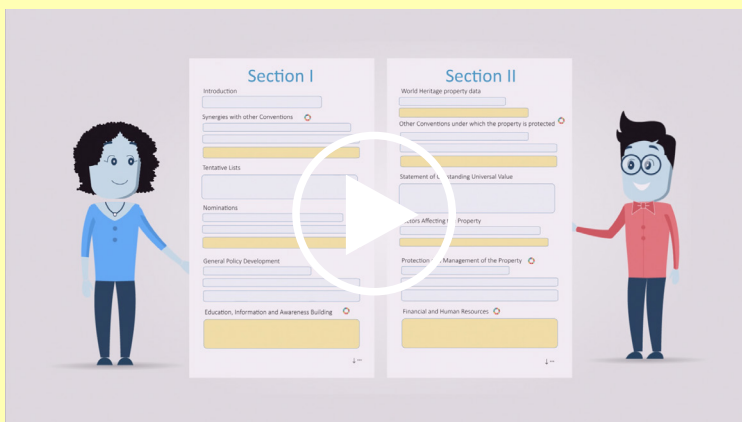
18. Comment box with character limits

For an overview of Periodic Reporting and Section II of the questionnaire, the following video tutorials are available:

Video 1: What is Periodic Reporting?



Video 2: Periodic Reporting Questionnaire Tutorial





Part 3: Frequently Asked Questions



Ksar of Ait-Ben-Haddou (Morocco)
©Jose Ignacio Soto/Shutterstock.com

Frequently Asked Questions



How can I access the online Periodic Reporting questionnaire?

To access the online questionnaire for your property go to the UNESCO World Heritage Centre website using a personal username and password.

Before the launch of the Periodic Reporting exercise in your region, the national Focal Point should communicate your contact details to the World Heritage Centre. The Centre will create a username and password for you and will email them to you at the time of the launch of reporting in your region. In case you have not received this information or you cannot access the questionnaire, please contact your national Focal Point.

To access the questionnaire, go to: <http://whc.unesco.org/en/prcycle3/>. You can also access it from the page of your region.

How do I navigate through the questionnaire?

The navigation of the online version of the questionnaire is mainly organized by menu bars located above the questionnaire form.

You will see 2 menu bars. On the first, you will see 'Home', 'Print/Export', 'Options' and 'Manage'.

By clicking on 'Manage' you can change your questionnaire's settings, including the language (for detailed instructions, please see below). At the top and bottom of the page, there is

a page menu bar to help you navigate from page to page. If you click on the 'Navigation' button below the menu bars you will be shown a list of chapters and questions which will help you browse through different parts of questionnaire.

How do I save my answers?

Please remember to save your replies regularly by clicking the 'Save' button at the end of the questionnaire page.

What languages is the questionnaire available in?

The questionnaire is available in English and French and must be answered in one of these two languages. Please note that your national Focal Point should ensure that any information provided by you in another language must be translated into English or French before submitting the questionnaire to the World Heritage Centre.

How do I change the language from English to French?

In order to change the language of the questionnaire click on 'Manage' on the questionnaire menu bar. The 'Languages' setting will appear as a drop-down menu and you can choose to view the questionnaire in English or French.

You can also select the language in which the entire website is displayed by clicking on the 'English' or 'Français' text located on the top left corner of the webpage (just above the UNESCO and World Heritage Convention logos). Please note that this will just change the language of the webpage, not change the language setting of your questionnaire.

Can I access my answers from previous cycles?

Yes, if a Periodic Report has previously been filled out for your property, some of this information will be carried forward to your next report. If you wish to see further answers from a previous report please consult your property page on the World Heritage Centre website (you must be logged in).

Can I increase the character limit in the comment box?

No, for data management purposes the character limit is set at 500 words or 1000 words in some cases.

I have been logged out of the questionnaire – what do I do?

If you are inactive for more than 30 minutes you will be automatically logged out of the questionnaire. You should re-enter your login details. To be sure that you are logged in, check that your name is visible on the top right corner of the webpage. To ensure that you are not automatically logged out, click on 'remember my profile' in the login box.

Can a number of people work on the questionnaire simultaneously, with the same password?

Yes, a number of people can work on the questionnaire simultaneously but this is not recommended as the questionnaire will not alert you if somebody else is working on it. Working on the questionnaire at the same time as someone else could lead to confusion and problems when it comes to saving your work, especially if you both try to save the same page. We recommend that you don't work on the same page as someone else at the same time.

Can I print a version of the questionnaire with my answers as I work through it?

Yes, you have the option of printing the questionnaire at any time using the export function in the menu bar. The questionnaire can be exported in either a long version or short version.

Can I work on a word version first and later input my answers?

Yes, a word version of the questionnaire can be generated using the 'export' function. However, some of your answers will generate new questions and this function is only possible when filling the questionnaire online.

I am answering for a serial site – and the multiple choice answers only apply to one component, how can I deal with this?

In these cases, your answers should be agreed with the persons responsible for the other components and answers should be qualified in the comment boxes.

My property is part of a serial site – Can I submit more than one report for my property?

Only one report per World Heritage property (Section II) should be submitted. For serial properties, only one questionnaire (Section II) per property shall be submitted, which should be answered in consultation with all relevant Site Managers and stakeholders.

My property is part of a transboundary/transnational site – Can I submit more than one report for my property?

Only one report per World Heritage property (Section II) should be submitted. For transboundary and transnational properties, only one questionnaire (Section II) shall be submitted and therefore, before reporting begins it should be agreed who will submit the report. It should be prepared jointly by, or in close collaboration between the States Parties concerned. The States Parties decide on one Focal Point per transboundary and transnational property to validate Section II of the questionnaire.

What is the national Focal Point entitled to do?

National Focal Points fill in Section I of the questionnaire. They review and submit all Section II questionnaires that have been completed by Site Managers. They can also make any changes to the questionnaires before their submission.

National Focal Points are responsible for the final submission of all Section I and II questionnaires for their country.

What is the designated Site Manager entitled to do?

Site Managers fill in Section II of the questionnaire. Site Managers can only access the questionnaire of the property(ies) that they are responsible for.

What if the Site Manager changes during the Periodic Reporting exercise?

If there is a change of Site Manager, the national Focal Point should inform the World Heritage Centre as soon as possible in order to give the new designated Site Manager access to the online questionnaire. The former Site Manager will no longer be able to access the questionnaire.

Who has access to the Periodic Reporting questionnaires?

Access to the questionnaires is restricted to national Focal Points, Site Managers, the Advisory Bodies and the World Heritage Centre, and according to the level of access.

How do I create an account to access the Periodic Reporting questionnaires?

At the beginning of the reporting in a given region, the World Heritage Centre sends an access email to all national Focal Points and all Site Managers officially designated by their respective authorities. The email contains the username (usually registered email address) and a personal link to create the password. Site Managers who do not receive this email from their Focal Points can request the World Heritage Centre (wh-periodicreporting@unesco.org) to resend this email.

How can I change my registered email or password?

You can change your registered email address and/or password through the World Heritage Centre website.

To change your password: <https://whc.unesco.org/en/174/msg=forgotlogin>


To change your email: you can login and edit your profile on the website or contact the World Heritage Centre (wh-periodicreporting@unesco.org).



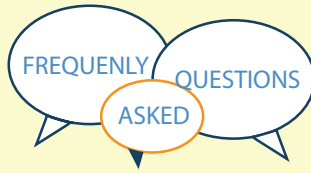
Old and New Towns of Edinburgh
© Valentino Etowar

Periodic Reporting


<http://whc.unesco.org/en/prcycle3/>




Handbook



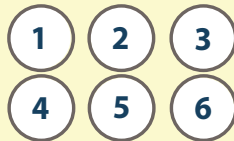
FAQs



Glossary



Video
tutorials



Learning
modules



Questionnaire

Contact us : wh-periodicreporting@unesco.org

Good luck with your Periodic Reporting!

¡Gracias! Merci! 谢 Thank you!

Спасибо!

شكران

THIRD CYCLE OF PERIODIC REPORTING Overview

ARAB STATES

Launch of the Periodic Reporting exercise in the Arab States region by the World Heritage Committee. National Focal Points and Site Managers complete Sections I & II of the questionnaire from September 2018 to July 2019

ASIA & PACIFIC

Launch of the Periodic Reporting exercise in the Asia and Pacific region by the World Heritage Committee. National Focal Points and Site Managers complete Sections I & II of the questionnaire from September 2020 to July 2021

EUROPE & NORTH AMERICA

Launch of the Periodic Reporting exercise in the Europe and North America region by the World Heritage Committee. National Focal Points and Site Managers complete Sections I & II of the questionnaire from September 2022 to July 2023

2018

The Arab States region submits the questionnaires to the World Heritage Centre in July 2019

2020

The Africa Regional Report is examined by the Committee and recommendations are formulated. A regional Action Plan is developed

The Asia and Pacific region submits the questionnaires to the World Heritage Centre in July 2021

2022

The Latin America and the Caribbean Regional Report is examined by the Committee and recommendations are formulated. A regional Action Plan is developed

The Europe and North America region submits the questionnaires to the World Heritage Centre in July 2021

2024

The Europe and North America Regional Report is examined by the Committee and recommendations are formulated. A regional Action Plan is developed

REFLECTION PERIOD

2015-2017

2019

The Arab States Regional Report is examined by the Committee and recommendations are formulated. A regional Action Plan is developed

The Africa region submits the questionnaires to the World Heritage Centre in July 2020

2021

The Asia and Pacific Regional Report is examined by the Committee and recommendations are formulated. A regional Action Plan is developed

The Latin America and Caribbean region submits the questionnaires to the World Heritage Centre in July 2022

2023

REFLECTION PERIOD

2025-2027

AFRICA

Launch of the Periodic Reporting exercise in the Africa region by the World Heritage Committee. National Focal Points and Site Managers complete Sections I & II of the questionnaire from September 2019 to July 2020

LATIN AMERICA & CARIBBEAN

Launch of the Periodic Reporting exercise in the Latin America and Caribbean region by the World Heritage Committee. National Focal Points and Site Managers complete Sections I & II of the questionnaire from September 2021 to July 2022

Progress Report and Follow-up of Periodic Reporting in regions